



Underbody Protection to suit RAM 1500 DT 2018+ Part Number: UBP085

UNDERBODY PROTECTION:

These protection plates have been designed for installation for the intended application only. They should be mounted according to these installation instructions by an experienced Ironman 4x4 dealer or certified fitter.

The plates are fixed to original vehicle mountings located on the vehicle's body load-bearing elements.




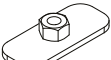
Upon successful installation the plate should not interfere with any other parts or components.

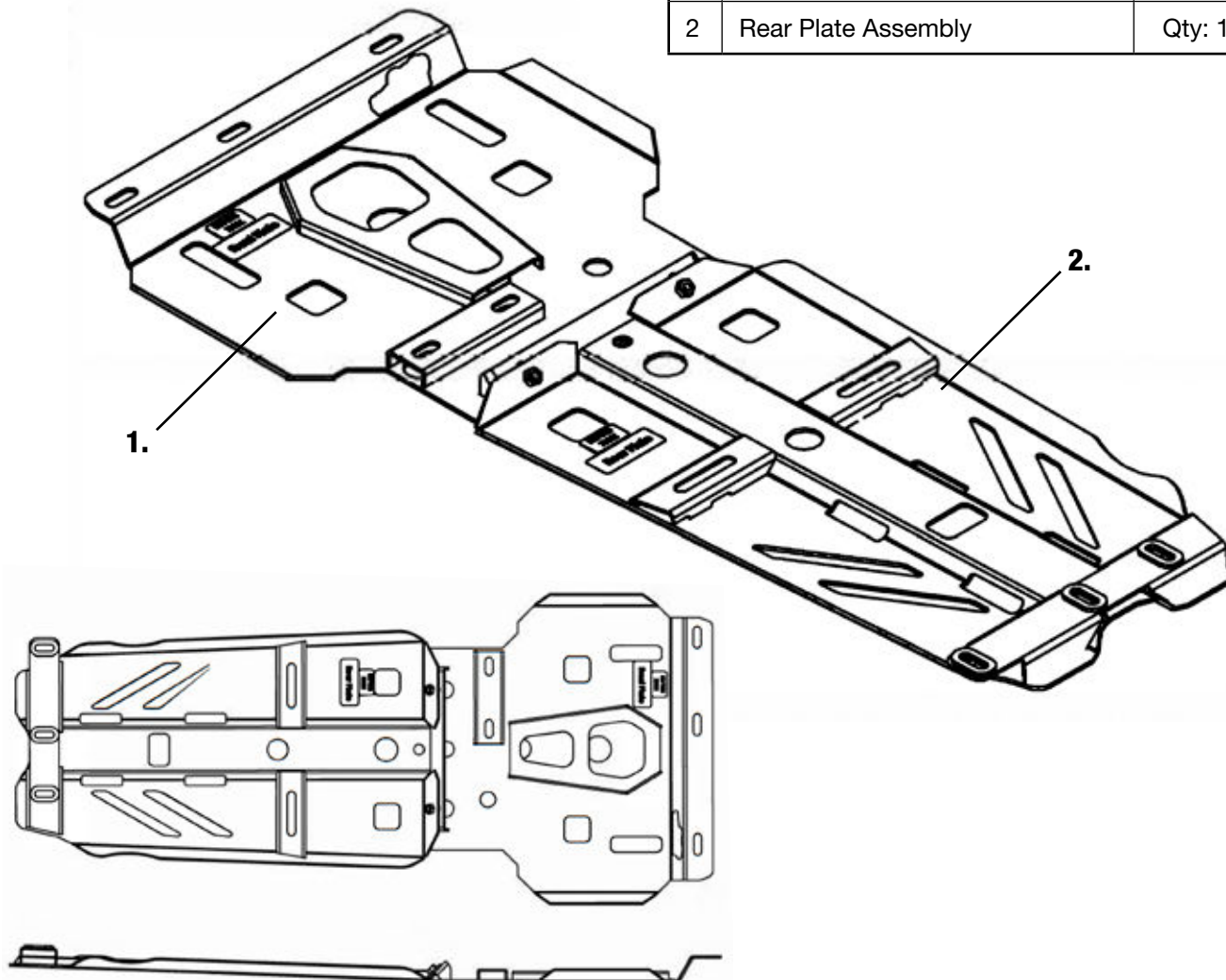
Ironman 4x4 recommend the use of a floor or transmission jack to assist with the installation of underbody protection plates.

INSTALLATION:

1. Remove original protection plates
2. Position Rear Plate and loosely thread all fasteners into place before tensioning. Refer illustration.
3. Position Front Plate and loosely thread all fasteners into place before tensioning, including fasteners joining Front and Rear plates. Refer illustration.

Thread:	M10x1.25
Tightening Torque:	52Nm

			
Bolt M10x60 Qty: 10	Spring Washer M10 Qty: 10	Flat Washer M10 Qty: 10	UBP085 Plate Weld Nut Qty: 3



WARRANTY: 2 years.

WARRANTY TERMS:

The plate should only be installed on a vehicle with undamaged body and load-bearing elements, vehicles which have been involved in a significant collision may prevent successful installation.

PARTS LIST		
1	Front Plate Assembly	Qty: 1
2	Rear Plate Assembly	Qty: 1